

YOLOLIV | **YoloBox Pro**

The Ultimate All-In-One Multi-Cam Live
Streaming & Switching System

User Manual

www.yololiv.com

Thank you for choosing YoloLiv!

Making pro video accessible for everyone is the mission of YoloLiv. We value your feedback! Email us your suggestions and let us know how you think we're doing and where you'd like to see our products improve: contact@yololiv.com

Technical support

YoloLiv's products are backed by our professional support team. You can reach our team in several ways:

- Email contact@yololiv.com
- Directly contact us via Messenger by going to our Facebook Page "YoloLiv Technology"
- Join our [Official YoloLiv Users Group](#) on Facebook, where you can ask questions, get help or share your tips and tricks
- Fill out a contact form or live chat on Messenger from here: www.yololiv.com/contact-us

Suggest a feature

Have a great idea for a new feature? Tell us about it via contact@yololiv.com


Issue Report

Gather as much information about your problem as you can before you contact us so we can help you better, including:

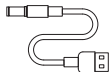
- A description of the issue (ideally with pictures or videos)
- Details about your video or audio source (product model, ports, resolution, etc.)
- Product serial number
- Your account email
- Firmware & software version
- As many details as possible (For example, for audio/video issues, what is the camera brand & model, resolution/fps setting, internet connection, etc)

What's In the Box

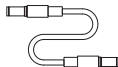
YoloBox Pro



USB Charge Cable



Type-C Cable



Hotshoe Mount



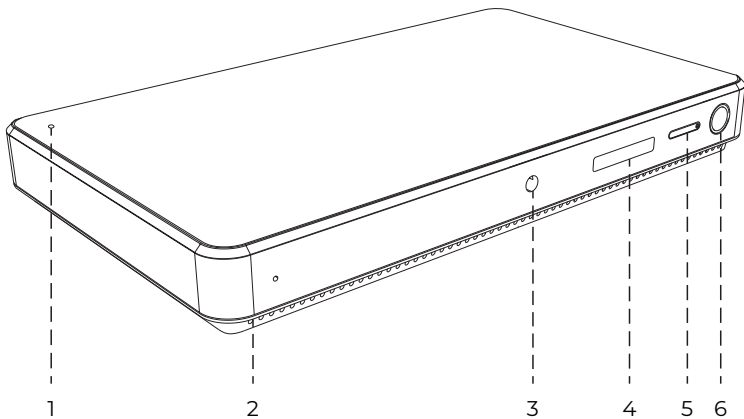
YoloBox Pro User Manual



SIM Card Eject Pin



Ports Info



1. Status Indicator

2. Ventilation

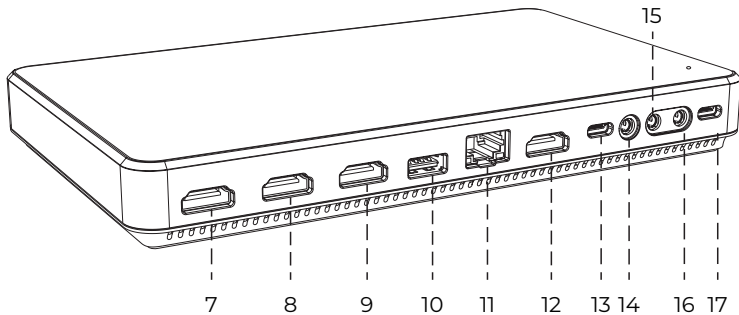
3. 1/4" Screw Hole

4. SD Card Holder

5. SIM Card

6. Power Button

Ports Info



7. HDMI IN 1

8. HDMI IN 2

9. HDMI IN 3

10. USB-A

11. Ethernet

12. HDMI OUT

13. USB C / DP OUT

14. AUDIO OUT

15. MIC IN

16. LINE IN

17. USB-C

Tech Specs

Interfaces	HDMI IN 1; HDMI IN 2; HDMI IN 3; USB-A2.0; HDMI OUT; Ethernet; LINE IN(3.5mm); MIC IN(3.5mm); USB-C; AUDIO OUT(3.5mm); Micro SIM CardHolder; 1/4" Screw Hole; SD Card Holder; USB-C(For charging)
USB Rated Output	USB-A:5V 1A;USB-C:5V 1A
Rated Voltage	5V 3A;9V 2A;12V 1.5A
Power	< 18W
Battery Capacity	10000mAh
Net Weight	750g
Dimensions	(LxWxH) : 218x129x27mm
Live Broadcast Resolution	480p/720p/1080p
Audio Input Format	32kHz/44.1kHz/48kHz/16-bit/16kHz
Video Encoded Format	H.264
Audio Encoded Format	(AAC)44.1K 2Ch 16Bit (Please note YoloBox Pro supports 3.5mm Audio In with Mono TRS that is intended for mixers and lavalier microphones.)
Wi-Fi	2.4G / 5G
4G Network	4G Network Countries & Frequency Band For Users: [NA: Variant for North America (US/Canada/Mexico)] B2/B4/B5/B7/B12/B13/B14/B17/B25/B26/B41/B66/B71 Notes: Mexico B4For Non-US/Canada/Mexico Users: (EM: Variant for EMEA/India/Korea/Taiwan/South Asia/Latin America/Australia/New Zealand) Users:B1/B2/B3/B4/B5/B7/B8/B20/B28/B38/B39/B40/B41 Notes: Thailand B1、B3Please note that the certification of Yolobox Pro is in line with the mainstream open 4G band requirements of operators in this country or region. For details, please refer to the approval report of this country or region.
SIM Card Size	Nano-SIM Card
Operating Temperature	0°C-40°C
Operating Humidity	15%-85%, No Condensation
SDCard format	FAT32(Under 128G),NTFS,EX-FAT

Streaming Setup

Multi Platforms

 YouTube  LIVE  twitch RTMP(s)



4G



Ethernet



WIFI

Stream



SD Card



YoLoBox Pro

HDMI

HDMI

HDMI

USB-A

USB-C

RTMP Pull



Setting Up YoloBox Pro

1. CAPTURE

Capturing is the process of taking the signals from your video and audio sources and encoding them so they're ready for streaming and recording.

• Video Capture

HDMI IN 1, HDMI IN 2, HDMI IN 3, USB-A, Type-C (Please note, USB-A and Type-C ports currently cannot be used simultaneously), SD Card Videos (2 SD card videos, 1 PDF)

• Audio Capture

HDMI IN 1, HDMI IN 2, HDMI IN 3, USB-A, Type-C, MIC IN, LINE IN, SD Card (2 SD Card Videos)

2. CONNECT

You can connect to YoloBox Pro via Ethernet, WiFi, 4G LTE and Hotspot.

3. STREAM

• Live Streaming

Simultaneous live broadcasting and recording of program output. Maximum 3 platforms at one time using YoloLiv's Multi-Streaming Service

• Platform Supported

Facebook, YouTube, Twitch (direct integration) and others that support RTMP/RTMPs

4. SWITCH

• Production Switcher

Switch between 12 video sources with touch screen control

Setting Up YoloBox Pro

- **Video Transitions**

Cut (Default), Fade, Wipe, Directional Wipe, Translation, Window Slice, Simple Zoom, Cross Zoom, Squeeze, Flip Page, Cube

- **Video Compositions**

Picture-in-picture (PIP), Split View, Side By Side, News Layout, Triple and more that are coming soon

5. MONITOR

- **Monitor Mode**

Monitor mode for monitoring and recordings only. No network connection required

- **Graphic Overlays**

Scoreboards, Image Overlays, Lower-thirds, Rolling Captions, Countdown Timer Overlays, Web URL Overlays, Titles, Social Overlays, Comments Overlays

- **Import**

Importing of PNG, JPG, GIF graphics for more engaging live video productions

5. RECORD

You can stream your content and record it at the same time. YoloBox Pro encodes the video and audio it captures and saves it to the SD cards when recording feature is enabled.

Important Things to Know

The software-driven nature means YoloBox Pro will be continuously updated with additional features and new interfaces. We have provided a dynamic Google doc version of user manual that is more focused on software. Please see the digital YoloBox Mini user guide by scanning the QR code below: (Please open in the computer for a better reading experience)



Join the **Official YoloLiv Users Group** on Facebook, to get a behind-the-scenes look at others' productions, ask questions, and more.

 contact@yololiv.com




Make Pro-Video Accessible

 YOLOLIV TECHNOLOGY

 www.yololiv.com


 contact@yololiv.com

 No.1818-2, Wenyi West Road, Hangzhou, Zhejiang, China

FOLLOW US

 [YololivTech](#)

 [yololivtech](#)

 [YoloLiv](#)

 [YoloLiv Tech](#)

 [YoloLiv Technology](#)